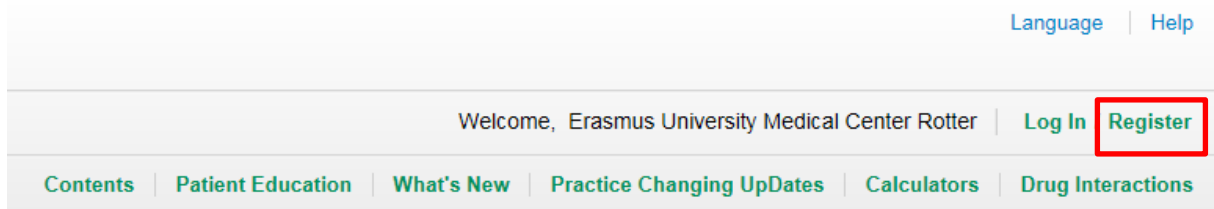


UpToDate AnyWhere

1. Register at UpToDate

- Open UpToDate from a computer in the Erasmus MC.
- Click on *Register* in the upper right hand corner of the screen.



- **Fill in your data**

Register for an UpToDate account

Make the most of your UpToDate experience. Register for an account to get mobile access to our trusted clinical content. Plus, earn and redeem rewards while you work.

Already registered? Please [log in](#) with your UpToDate username

Registration form fields:

- First Name: C.
- Last Name
- Email
- Country: ▼
- ZIP/Postal Code (optional)
- City
- Specialty: ▼
- Role: ▼

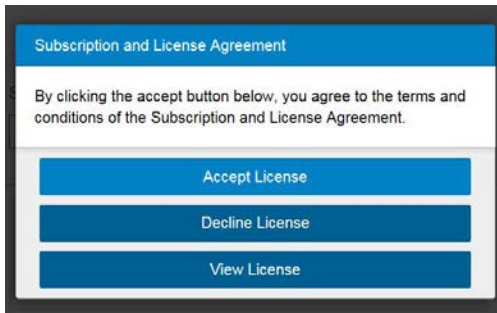
Create your username and password

Registration form fields:

- Username
- * Password rules:
 - 8 to 24 characters
 - at least 1 uppercase letter
 - cannot match username
 - at least 1 number, or special character from the following set:
- _ @ # \$ * ! () + =
- Password
- Verify Password

Submit Registration

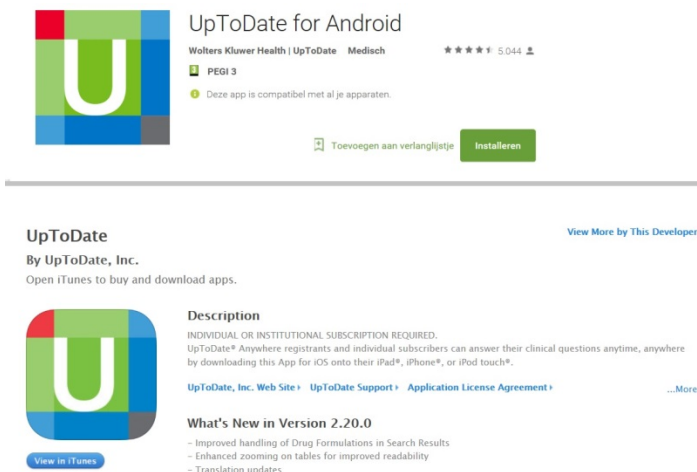
- After you have read the license agreement, click on *Accept License*.



- You receive an e-mail with information how to use UpToDate Anywhere.

2. Download the app

- Go to the app store of your mobile phone or tablet.
- Search for: UpToDate



- Install the UpToDate app

3. Log in with your data.

Please note:

Every 90 days you have to verify your affiliation with our institute from a computer at the Erasmus MC. You will lose access if you do not re-verify!

Questions? Please contact mr. Frans Mast (f.mast@erasmusmc.nl).